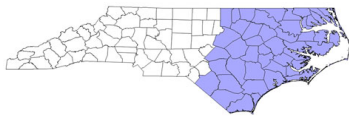


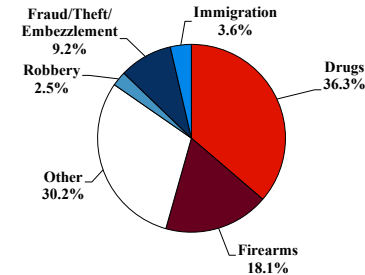
District at a Glance

Eastern District of North Carolina

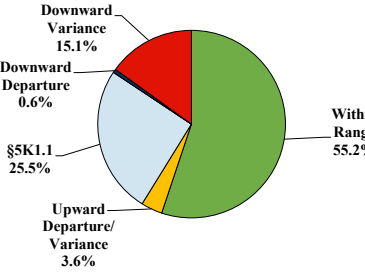
Fiscal Year 2024



Type of Crime



Sentence Imposed Relative to the Guideline Range



SENTENCING INFORMATION BY TYPE OF CRIME

	TOTAL	Immigration	Drug Trafficking	Firearms	Fraud/Theft /Embezzle	Robbery	Child Porn	Money Laundering	All Other
	827	30	296	150	76	21	18	10	226
Mean Sentence (months)	67	25	110	68	18	116	118	46	23
Median Sentence (months)	42	18	84	59	12	96	100	35	0

IMPRISONMENT

Total Receiving Imprisonment	629	30	293	145	53	21	18	8	61
Prison Only	624	30	291	142	53	21	18	8	61
Up to 12 Months	63	10	14	3	13	1	0	1	21
13 to 60 Months	223	18	80	70	35	2	1	5	12
61 to 120 Months	194	2	96	56	5	9	10	1	15
Over 120 Months	144	0	101	13	0	9	7	1	13
Prison and Alternatives	5	0	2	3	0	0	0	0	0

PROBATION

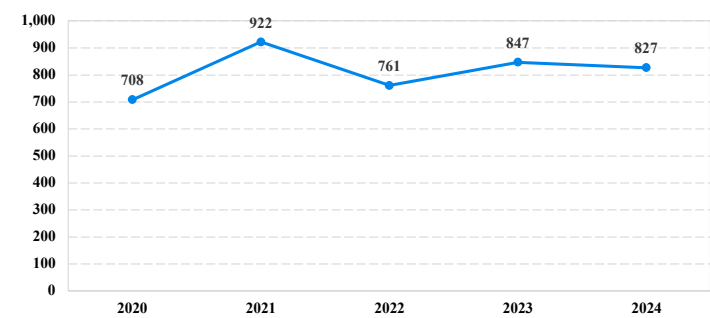
Total Receiving Probation	192	0	3	5	22	0	0	2	160
Probation Only	176	0	1	3	13	0	0	2	157
Probation and Alternatives	16	0	2	2	9	0	0	0	3

FINE ONLY	6	0	0	0	1	0	0	0	5
-----------	---	---	---	---	---	---	---	---	---

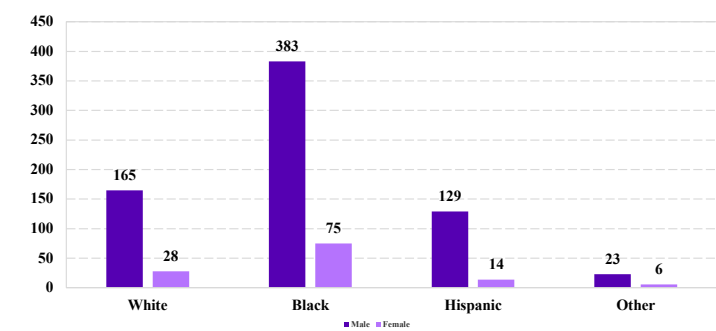
Cases with indeterminable sentence terms are excluded from the calculation of the Mean Sentence or Median Sentence category. Sentences greater than 470 months and probation were included in the sentence average computations as 470 months and zero months, respectively. Cases in the Total Receiving Imprisonment, Total Receiving Probation, and Fine Only categories total 100 percent of all cases. Cases missing information required for a specific analysis were excluded from that analysis. Descriptions of variables used in this analysis are provided in Appendix A.

SOURCE: U.S. Sentencing Commission, 2020 - 2024 Datafiles, USSCFY20 - USSCFY24.

Number of Sentenced Individuals Over Time



Race and Gender



Citizenship, Guilty Pleas, and Trials

