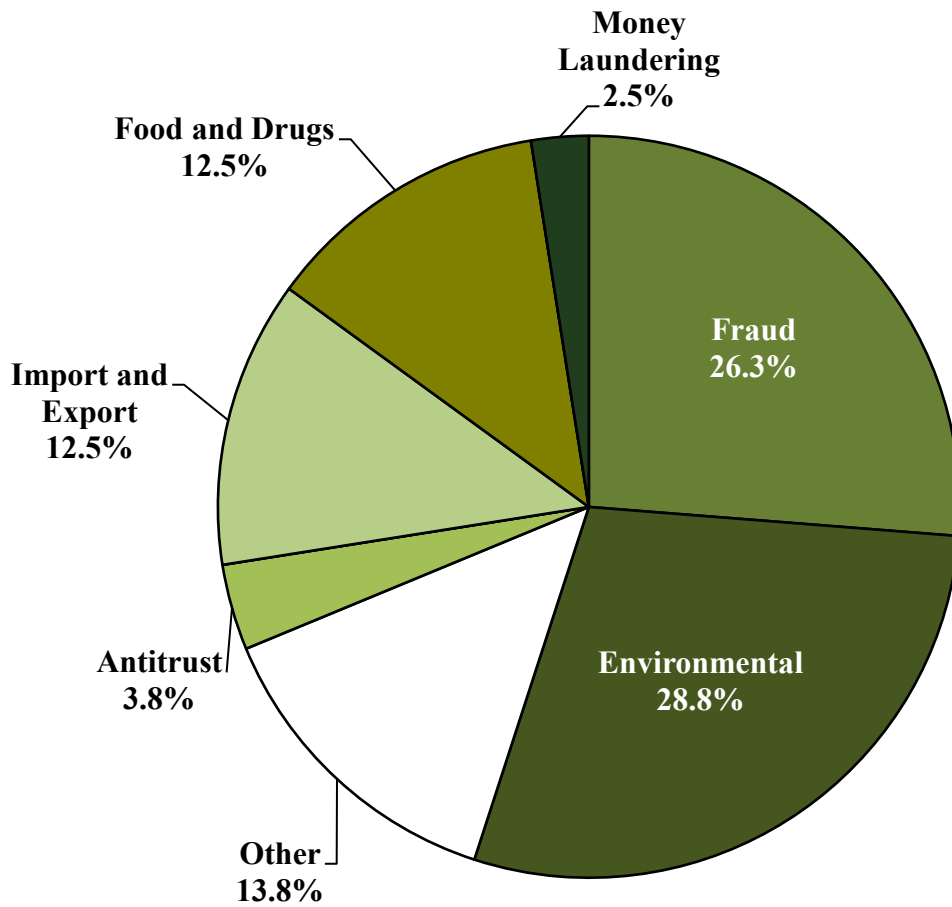


Figure O-1

SENTENCED ORGANIZATIONS BY TYPE OF CRIME¹
Fiscal Year 2024



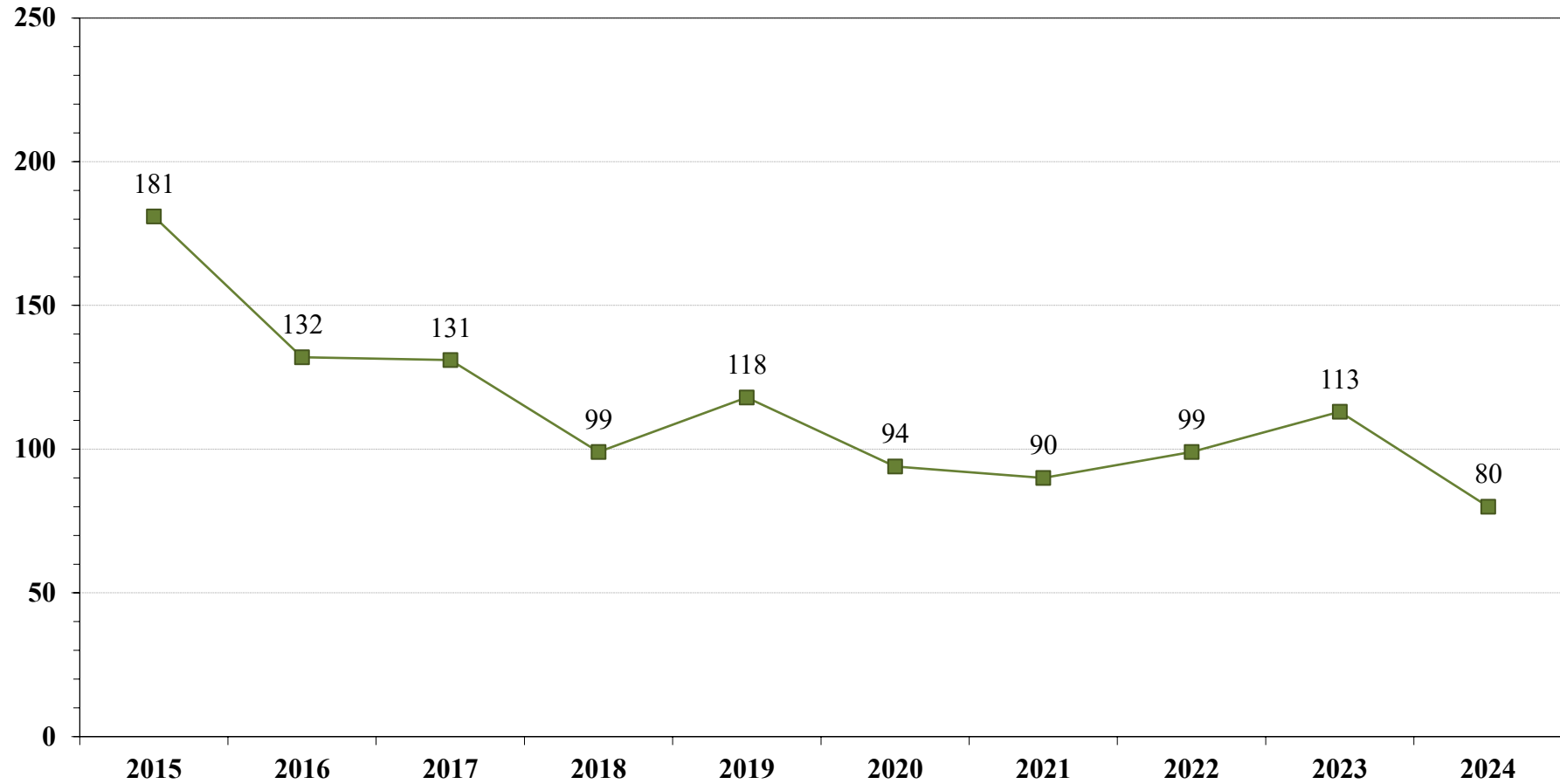
¹ This figure includes the 80 organizational cases reported to the Commission. Descriptions of variables used in this figure are provided in Appendix A.

SOURCE: U.S. Sentencing Commission, 2024 Organizational Datafile, CORPFY24.

Figure O-2

NUMBER OF SENTENCED ORGANIZATIONS OVER TIME¹
Fiscal Years 2015 - 2024

**Number of
Organizations**

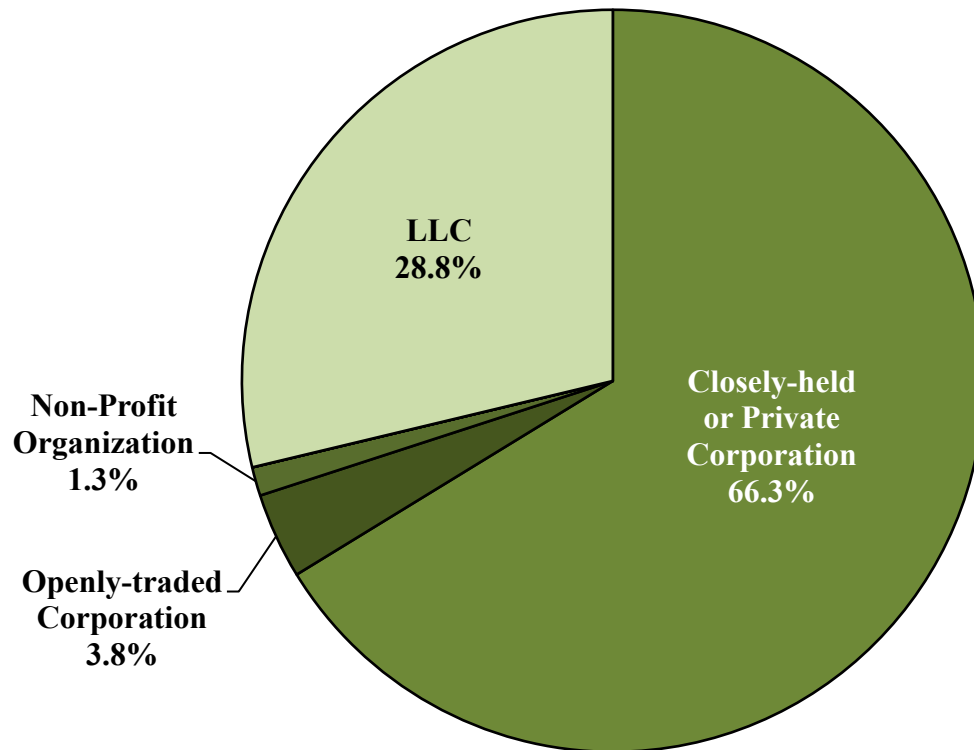


¹ Descriptions of variables used in this figure are provided in Appendix A.

SOURCE: U.S. Sentencing Commission, 2015 - 2024 Organizational Datafiles, CORPFY15 - CORPFY24.

Figure O-3

SENTENCED ORGANIZATIONS BY OWNERSHIP STRUCTURE¹
Fiscal Year 2024

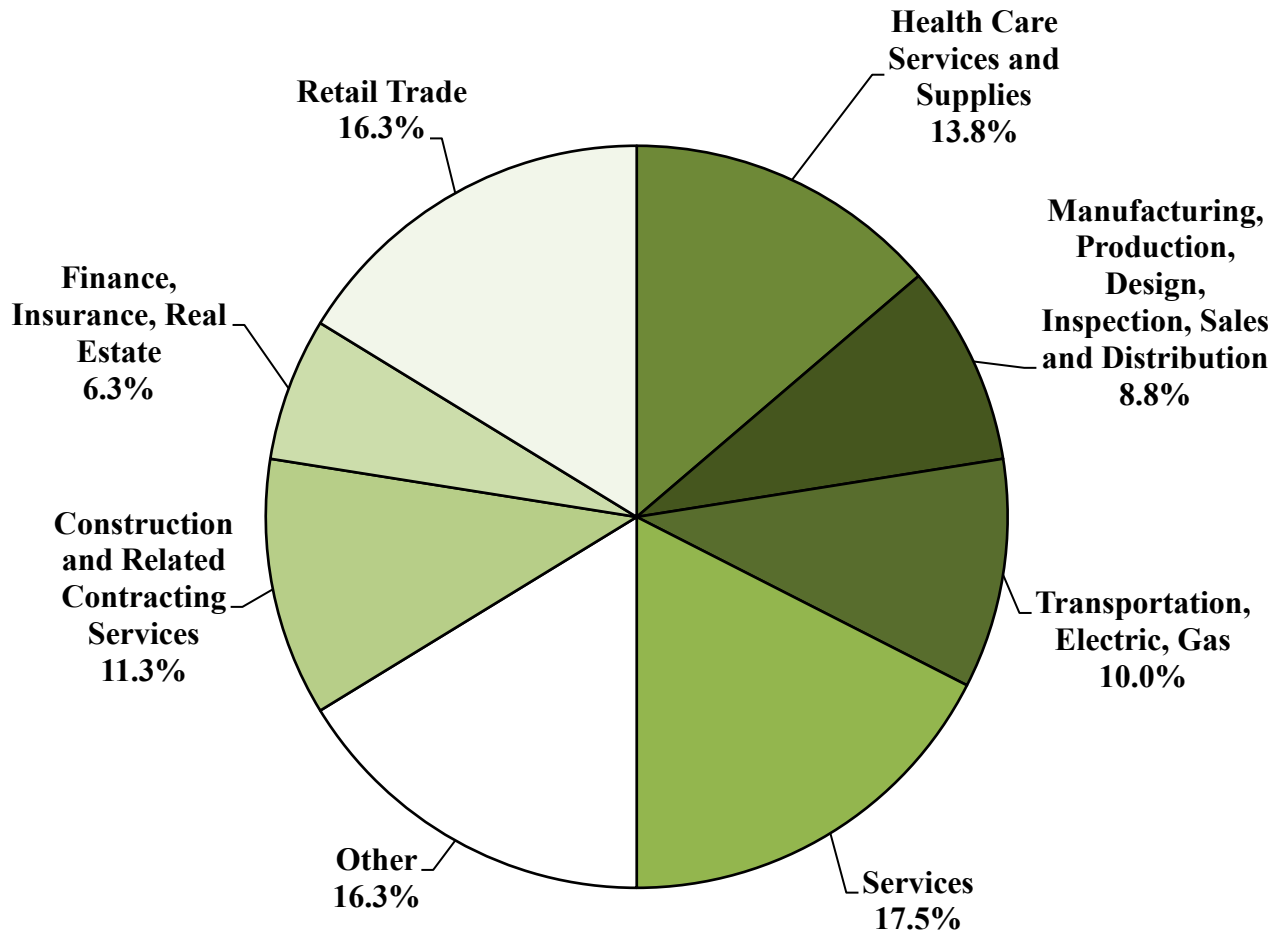


¹ This figure includes the 80 organizational cases reported to the Commission. Descriptions of variables used in this figure are provided in Appendix A.

SOURCE: U.S. Sentencing Commission, 2024 Organizational Datafile, CORPFY24.

Figure O-4

SENTENCED ORGANIZATIONS BY TYPE OF BUSINESS¹
Fiscal Year 2024

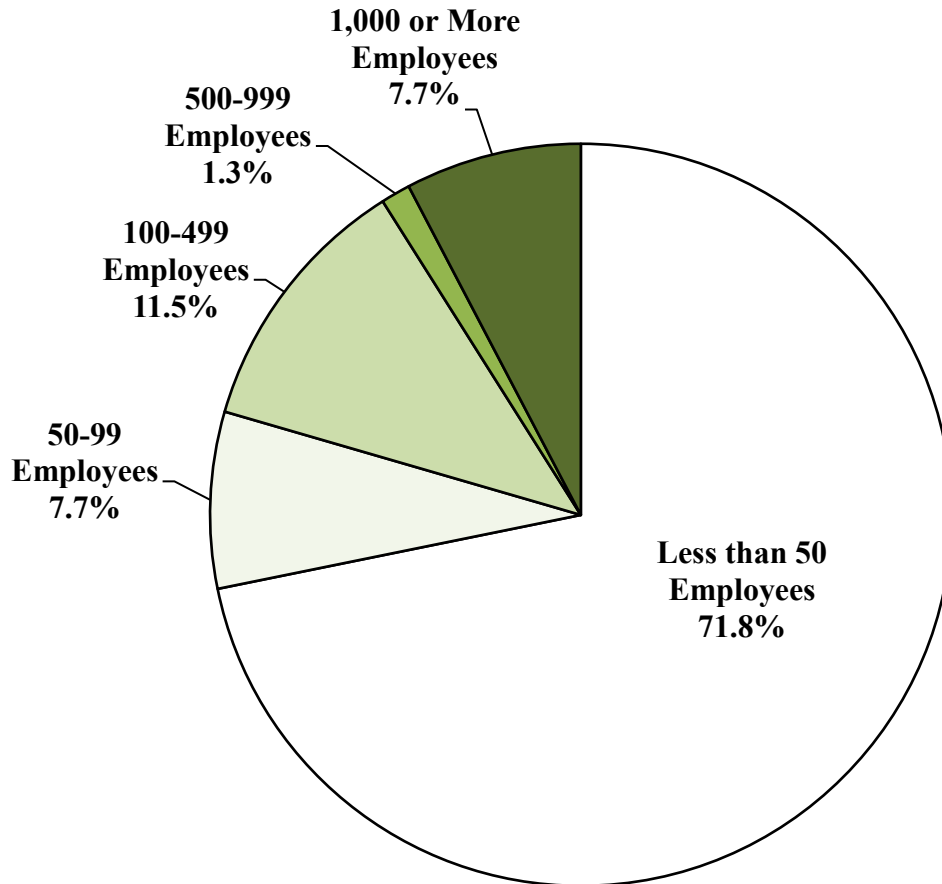


¹ This figure includes the 80 organizational cases reported to the Commission. Descriptions of variables used in this figure are provided in Appendix A.

SOURCE: U.S. Sentencing Commission, 2024 Organizational Datafile, CORPFY24.

Figure O-5

**SENTENCED ORGANIZATION SIZE
BY NUMBER OF EMPLOYEES¹
Fiscal Year 2024**



¹ Of the 80 organizational cases, two were missing information on the number of employees in the organization. Descriptions of variables used in this figure are provided in Appendix A.

SOURCE: U.S. Sentencing Commission, 2024 Organizational Datafile, CORPFY24.

Table O-1

FINE AND RESTITUTION FOR SENTENCED ORGANIZATIONS BY TYPE OF CRIME¹
Fiscal Year 2024

TYPE OF CRIME	TOTAL	NO FINE OR RESTITUTION ORDERED		FINE ORDERED/ NO RESTITUTION		RESTITUTION ORDERED/NO FINE		BOTH FINE & RESTITUTION ORDERED	
		N	%	N	%	N	%	N	%
TOTAL	80	15	18.8	47	58.8	9	11.3	9	11.3
Administration of Justice	0	0	--	0	--	0	--	0	--
Antitrust	3	0	0.0	3	100.0	0	0.0	0	0.0
Archaeological Damage	0	0	--	0	--	0	--	0	--
Public Corruption: Bribery/Gratuity/Extortion	4	0	0.0	4	100.0	0	0.0	0	0.0
Civil Rights	0	0	--	0	--	0	--	0	--
Contraband	0	0	--	0	--	0	--	0	--
Copyright/Trademark	1	0	0.0	1	100.0	0	0.0	0	0.0
Drugs	0	0	--	0	--	0	--	0	--
Environmental - Water	9	0	0.0	7	77.8	0	0.0	2	22.2
Environmental - Air	11	2	18.2	8	72.7	0	0.0	1	9.1
Environmental - Hazardous/Toxic Pollutants	1	0	0.0	0	0.0	0	0.0	1	100.0
Environmental - Wildlife	2	0	0.0	1	50.0	1	50.0	0	0.0
Import and Export	10	3	30.0	5	50.0	1	10.0	1	10.0
Firearms	2	1	50.0	1	50.0	0	0.0	0	0.0
Food, Drugs, Agricultural and Consumer Products	10	3	30.0	7	70.0	0	0.0	0	0.0
Food Stamps	0	0	--	0	--	0	--	0	--
Forgery	0	0	--	0	--	0	--	0	--
Fraud	21	4	19.0	7	33.3	6	28.6	4	19.0
Gambling	0	0	--	0	--	0	--	0	--
Immigration	0	0	--	0	--	0	--	0	--
Larceny/Theft/Embezzlement	2	1	50.0	0	0.0	1	50.0	0	0.0
Motor Vehicles	1	0	0.0	1	100.0	0	0.0	0	0.0
Money Laundering	2	1	50.0	1	50.0	0	0.0	0	0.0
Obscenity	0	0	--	0	--	0	--	0	--
Racketeering/Extortion	0	0	--	0	--	0	--	0	--
Tax	0	0	--	0	--	0	--	0	--
Other	1	0	0.0	1	100.0	0	0.0	0	0.0

¹ Of the 80 organizational cases, the court sentenced the organization to pay a fine or make restitution in 65 cases. Descriptions of variables used in this table are provided in Appendix A.

Table O-2

AMOUNT OF FINE AND RESTITUTION ORDERED FOR SENTENCED ORGANIZATIONS BY TYPE OF CRIME¹
Fiscal Year 2024

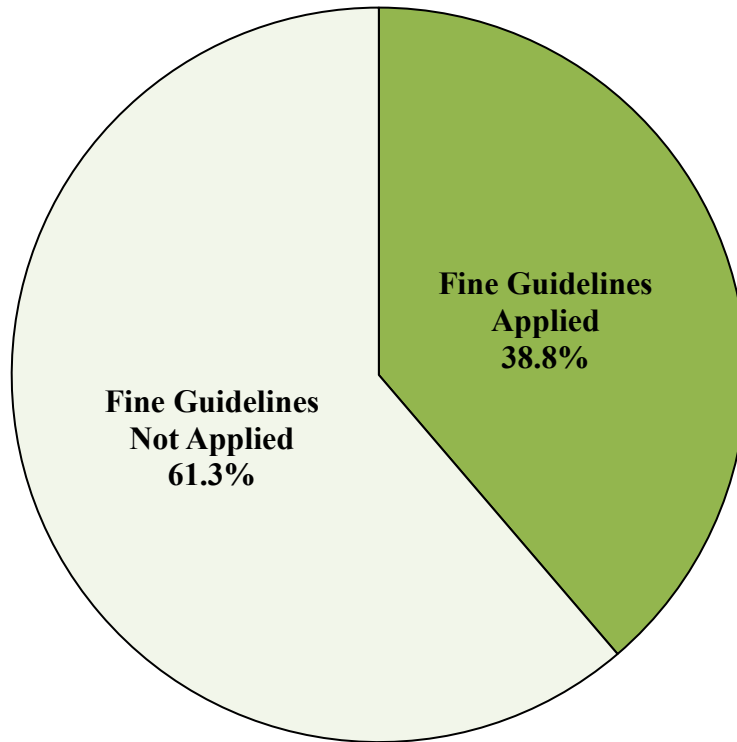
TYPE OF CRIME	FINE ORDERED				RESTITUTION ORDERED ²				FINE OR RESTITUTION ORDERED			
	N	Mean	Median	Sum	N	Mean	Median	Sum	N	Mean	Median	Sum
TOTAL	56	\$60,797,563	\$445,000	\$3,404,663,518	18	\$12,963,850	\$1,036,066	\$233,349,298	65	\$55,969,428	\$500,000	\$3,638,012,816
Administration of Justice	0	--	--	--	0	--	--	--	0	--	--	--
Antitrust	3	\$3,336,321	\$2,713,300	\$10,008,962	0	--	--	--	3	\$3,336,321	\$2,713,300	\$10,008,962
Archaeological Damage	0	--	--	--	0	--	--	--	0	--	--	--
Public Corruption: Bribery/Gratuity/Extortion	4	\$114,574,528	\$41,369,020	\$458,298,111	0	--	--	--	4	\$114,574,528	\$41,369,020	\$458,298,111
Civil	0	--	--	--	0	--	--	--	0	--	--	--
Contraband	0	--	--	--	0	--	--	--	0	--	--	--
Copyright/Trademark	1	--	--	--	0	--	--	--	1	--	--	--
Drugs	0	--	--	--	0	--	--	--	0	--	--	--
Environmental - Water	9	\$794,444	\$300,000	\$7,150,000	2	--	--	--	9	\$1,207,102	\$1,956,958	\$10,863,916
Environmental - Air	9	\$816,667	\$550,000	\$7,350,000	1	--	--	--	9	\$840,353	\$750,000	\$7,563,179
Environmental - Hazardous/Toxic Pollutants	1	--	--	--	1	--	--	--	1	--	--	--
Environmental - Wildlife	1	--	--	--	1	--	--	--	2	--	--	--
Import and Export	6	\$301,660,096	\$230,000	\$1,809,960,576	2	--	--	--	7	\$259,627,337	\$360,000	\$1,817,391,358
Firearms	1	--	--	--	0	--	--	--	1	--	--	--
Food, Drugs, Agricultural & Consumer Products	7	\$156,882,143	\$750,000	\$1,098,175,000	0	--	--	--	7	\$156,882,143	\$750,000	\$1,098,175,000
Food Stamps	0	--	--	--	0	--	--	--	0	--	--	--
Forgery	0	--	--	--	0	--	--	--	0	--	--	--
Fraud	11	\$1,176,261	\$200,000	\$12,938,869	10	\$22,061,843	\$3,084,480	\$220,618,433	17	\$13,738,665	\$302,271	\$233,557,302
Gambling	0	--	--	--	0	--	--	--	0	--	--	--
Immigration	0	--	--	--	0	--	--	--	0	--	--	--
Larceny/Theft/Embezzlement	0	--	--	--	1	--	--	--	1	--	--	--
Motor Vehicles	1	--	--	--	0	--	--	--	1	--	--	--
Money Laundering	1	--	--	--	0	--	--	--	1	--	--	--
Obscenity	0	--	--	--	0	--	--	--	0	--	--	--
Racketeering/Extortion	0	--	--	--	0	--	--	--	0	--	--	--
Tax	0	--	--	--	0	--	--	--	0	--	--	--
Other	1	--	--	--	0	--	--	--	1	--	--	--

¹ Of the 80 organizational cases, the court sentenced the organization to pay a fine or make restitution in 65 cases. Fine information includes either fines and/or the cost of supervision. Descriptions of variables used in this table are provided in Appendix A.

² In cases of joint and several restitution, the full amount of restitution is attributed to each sentenced organization, which may result in overinflation of the mean and total amount of restitution reported for all sentenced organizations.

Figure O-6

APPLICATION OF CHAPTER EIGHT FINE GUIDELINES¹
Fiscal Year 2024



¹ This figure includes the 80 organizational cases reported to the Commission. Descriptions of variables used in this figure are provided in Appendix A.

SOURCE: U.S. Sentencing Commission, 2024 Organizational Datafile, CORPFY24.

Table O-3

**CHAPTER EIGHT SENTENCING COMPONENTS
FOR SENTENCED ORGANIZATIONS¹
Fiscal Year 2024**

SENTENCING COMPONENTS

Disposition	N	%
Guilty Plea	79	98.8
Nolo Contendere	0	0.0
Bench Trial	0	0.0
Trial By Jury	1	1.3
TOTAL	80	100.0
<u>Probation²</u>		
Probation Ordered	56	70.0
Probation Not Ordered	24	30.0
TOTAL	80	100.0
<u>Court Ordered Compliance/Ethics</u>		
Program Ordered	17	21.3
No Program Ordered	63	78.8
TOTAL	80	100.0
<u>Inability to Pay</u>		
Fine Reduced - Organization Unable to Pay ³	20	25.0
Organization Able to Pay	60	75.0
TOTAL	80	100.0

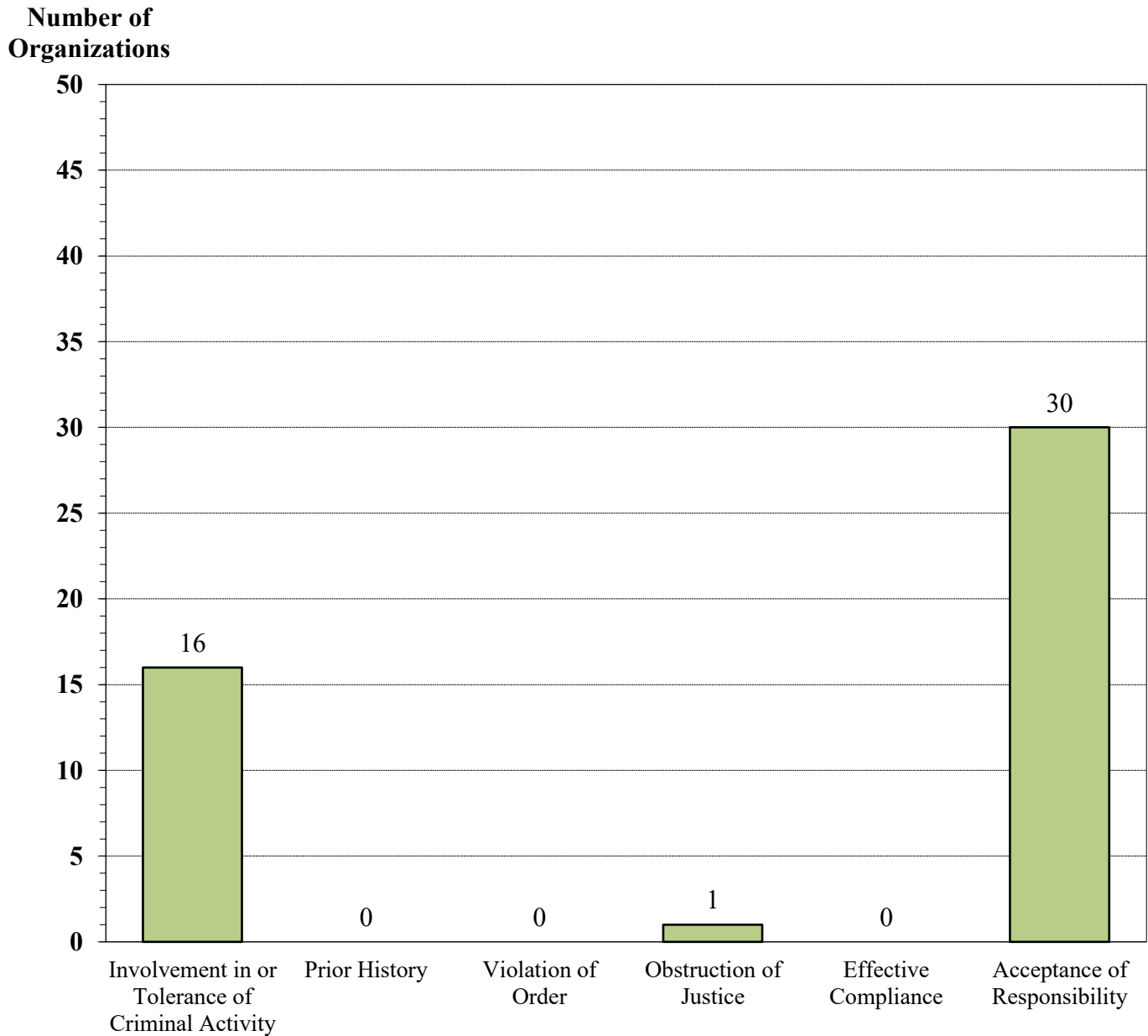
¹ Descriptions of variables used in this table are provided in Appendix A. A discussion of a compliance and ethics program can be found in USSG §8C2.5.

² The 'Probation Ordered' category consists of cases in which at least one month of probation was ordered. The 'Probation Not Ordered' category consists of cases in which less than one month of probation was ordered, or no probation was ordered.

³ Organizations in this category were unable to pay either a portion of the fine or the entire fine.

Figure O-7

**CULPABILITY FACTORS APPLIED TO DETERMINE FINES IMPOSED
ON SENTENCED ORGANIZATIONS¹
Fiscal Year 2024**



¹ Of the 80 organizational cases, the fine guideline was applied in 31 cases. Courts may apply multiple factors, so the total number of factors may exceed the number of cases in which a culpability factor was applied. A description of Chapter Eight culpability factors can be found in USSG §8C2.5. Descriptions of variables used in this figure are provided in Appendix A.

SOURCE: U.S. Sentencing Commission, 2024 Organizational Datafile, CORPFY24.

Table O-4

CULPABILITY FACTORS FOR SENTENCED ORGANIZATIONS¹
Fiscal Year 2024

Involvement in or Tolerance of Criminal Activity by Authority - §8C2.5(b)	N	%
Involvement/tolerance in an organization/unit of 5,000+ employees	0	0.0
Involvement/tolerance in an organization/unit of 1,000+ employees	1	3.2
Involvement/tolerance in an organization/unit of 200+ employees	2	6.5
Involvement/tolerance in an organization/unit of 50+ employees	4	12.9
Involvement/tolerance in an organization/unit of ten or more employees	9	29.0
No involvement/tolerance OR fewer than ten employees	15	48.4
TOTAL	31	100.0
Prior History - §8C2.5(c)	N	%
One similar criminal/two similar administrative violations within ten years	0	0.0
One similar criminal/two similar administrative violations within five years	0	0.0
Organization had no prior record	31	100.0
TOTAL	31	100.0
Violation of an Order - §8C2.5(d)	N	%
Organization violated a judicial order or condition of probation for similar conduct	0	0.0
Organization violated condition of probation	0	0.0
Organization did not violate an order or probation	31	100.0
TOTAL	31	100.0
Obstruction of Justice - §8C2.5(e)	N	%
Organization obstructed justice	1	3.2
Organization did not obstruct justice	30	96.8
TOTAL	31	100.0
Effective Compliance and Ethics Program - §8C2.5(f)	N	%
Organization did have an effective compliance and ethics program	0	0.0
Organization had no compliance and ethics program	31	100.0
TOTAL	31	100.0
Self-Reporting, Cooperation, and Acceptance of Responsibility - §8C2.5(g)	N	%
Reported offense to governmental authorities	0	0.0
Cooperated with investigation	19	61.3
Accepted responsibility	11	35.5
Organization did not self-report, cooperate, or accept responsibility	1	3.2
TOTAL	31	100.0

¹ Of the 80 organizational cases, the fine guideline was applied in 31 cases. For the remaining 49 cases, the fine guideline was not applied or data on the application of the fine guidelines were missing. A description of Chapter Eight culpability factors can be found in USSG §8C2.5. Descriptions of variables used in this table are provided in Appendix A.