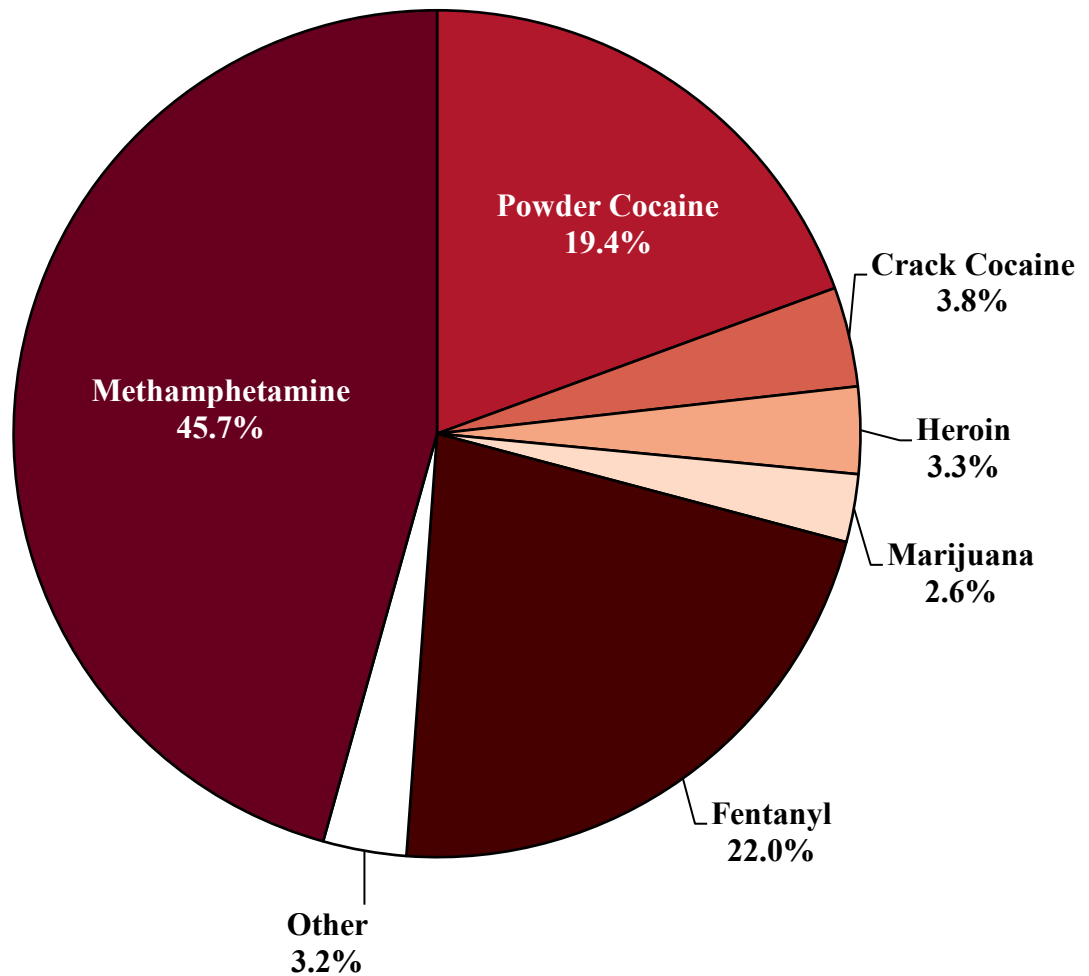


Figure D-1

**DISTRIBUTION OF PRIMARY DRUG TYPE
IN FEDERAL DRUG CASES^{1,2}
Fiscal Year 2024**



¹ Of the 61,678 cases, in 18,150 the individual was sentenced under USSG Chapter Two, Part D (Drugs). The 'Fentanyl' category includes both Fentanyl (N-phenyl-N-[1-(2-phenylethyl)-4-piperidinyl] Propanamide) and Fentanyl Analogue. Descriptions of variables used in this figure are provided in Appendix A.

² The 'Other' drug category includes the remaining primary drug types of which the following have more than 50 cases: Oxycodone/Oxycontin (227), and Hydrocodone (63).

SOURCE: U.S. Sentencing Commission, 2024 Datafile, USSCFY24.

Table D-1

PRIMARY DRUG TYPE OF DRUG TRAFFICKING CASES¹
Fiscal Year 2024

DRUG TYPE	TOTAL	§2D1.1 Drug Trafficking		§2D1.2 Protected Locations		§2D1.5 Continuing Criminal Enterprise		§2D1.6 Communication Facility		§2D1.8 Rent/Manage Drug Establishment		§2D1.10 Endangering Human Life While Manufacturing		§2D1.14 Narco- Terrorism	
		N	%	N	%	N	%	N	%	N	%	N	%	N	%
TOTAL	18,029	17,771	98.6	229	1.3	14	0.1	0	0.0	13	0.1	1	0.0	1	0.0
Powder Cocaine	3,516	3,323	94.5	183	5.2	6	0.2	0	0.0	3	0.1	0	0.0	1	0.0
Crack Cocaine	683	673	98.5	9	1.3	0	0.0	0	0.0	1	0.1	0	0.0	0	0.0
Heroin	599	597	99.7	1	0.2	1	0.2	0	0.0	0	0.0	0	0.0	0	0.0
Marijuana	471	464	98.5	4	0.8	1	0.2	0	0.0	1	0.2	1	0.2	0	0.0
Methamphetamine	8,254	8,237	99.8	9	0.1	3	0.0	0	0.0	5	0.1	0	0.0	0	0.0
Fentanyl	3,987	3,963	99.4	20	0.5	1	0.0	0	0.0	3	0.1	0	0.0	0	0.0
Other	519	514	99.0	3	0.6	2	0.4	0	0.0	0	0.0	0	0.0	0	0.0

¹ Of the 61,678 cases, in 18,150 the individual was sentenced under USSG Chapter Two, Part D (Drugs). Of these, 18,029 individuals were sentenced under §§2D1.1 (Drug Trafficking), 2D1.2 (Protected Locations), 2D1.5 (Continuing Criminal Enterprise), 2D1.6 (Use of a Communication Facility), 2D1.8 (Rent/Manage Drug Establishment), 2D1.10 (Endangering Human Life While Manufacturing), or 2D1.14 (Narco-Terrorism). Descriptions of variables used in this table are provided in Appendix A.

SOURCE: U.S. Sentencing Commission, 2024 Datafile, USSCFY24.

Table D-2

RACE OF SENTENCED INDIVIDUALS IN DRUG TRAFFICKING CASES¹
Fiscal Year 2024

DRUG TYPE	TOTAL	WHITE		BLACK		HISPANIC		OTHER	
		N	%	N	%	N	%	N	%
TOTAL	18,018	4,270	23.7	5,119	28.4	8,044	44.6	585	3.2
Powder Cocaine	3,515	196	5.6	734	20.9	2,546	72.4	39	1.1
Crack Cocaine	680	50	7.4	525	77.2	100	14.7	5	0.7
Heroin	599	72	12.0	169	28.2	349	58.3	9	1.5
Marijuana	471	114	24.2	150	31.8	165	35.0	42	8.9
Methamphetamine	8,250	2,832	34.3	1,853	22.5	3,189	38.7	376	4.6
Fentanyl	3,984	808	20.3	1,481	37.2	1,606	40.3	89	2.2
Other	519	198	38.2	207	39.9	89	17.1	25	4.8

¹ Of the 61,678 cases, in 18,150 the individual was sentenced under USSG Chapter Two, Part D (Drugs). Of these, 18,029 individuals were sentenced under §§2D1.1 (Drug Trafficking), 2D1.2 (Protected Locations), 2D1.5 (Continuing Criminal Enterprise), 2D1.6 (Use of a Communication Facility), 2D1.8 (Rent/Manage Drug Establishment), 2D1.10 (Endangering Human Life While Manufacturing), or 2D1.14 (Narco-Terrorism). Of these 18,029 cases, 11 were excluded due to missing information on the individual's race. Descriptions of variables used in this table are provided in Appendix A.

SOURCE: U.S. Sentencing Commission, 2024 Datafile, USSCFY24.

Table D-3

GENDER OF SENTENCED INDIVIDUALS IN DRUG TRAFFICKING CASES¹
Fiscal Year 2024

DRUG TYPE	TOTAL	MALE		FEMALE	
		N	%	N	%
TOTAL	18,029	15,211	84.4	2,818	15.6
Powder Cocaine	3,516	3,211	91.3	305	8.7
Crack Cocaine	683	627	91.8	56	8.2
Heroin	599	513	85.6	86	14.4
Marijuana	471	433	91.9	38	8.1
Methamphetamine	8,254	6,674	80.9	1,580	19.1
Fentanyl	3,987	3,344	83.9	643	16.1
Other	519	409	78.8	110	21.2

¹ Of the 61,678 cases, in 18,150 the individual was sentenced under USSG Chapter Two, Part D (Drugs). Of these, 18,029 individuals were sentenced under §§2D1.1 (Drug Trafficking), 2D1.2 (Protected Locations), 2D1.5 (Continuing Criminal Enterprise), 2D1.6 (Use of a Communication Facility), 2D1.8 (Rent/Manage Drug Establishment), 2D1.10 (Endangering Human Life While Manufacturing), or 2D1.14 (Narco-Terrorism). Descriptions of variables used in this table are provided in Appendix A.

SOURCE: U.S. Sentencing Commission, 2024 Datafile, USSCFY24.

Table D-4

AGE OF SENTENCED INDIVIDUALS IN DRUG TRAFFICKING CASES¹
Fiscal Year 2024

DRUG TYPE	TOTAL	Under 21		21 to 25		26 to 30		31 to 35		36 to 40		41 to 50		51 to 60		Over 60	
		N	%	N	%	N	%	N	%	N	%	N	%	N	%	N	%
TOTAL	18,029	314	1.7	1,843	10.2	2,794	15.5	3,344	18.5	3,068	17.0	4,382	24.3	1,690	9.4	594	3.3
Powder Cocaine	3,516	42	1.2	320	9.1	514	14.6	635	18.1	547	15.6	921	26.2	411	11.7	126	3.6
Crack Cocaine	683	7	1.0	50	7.3	94	13.8	130	19.0	128	18.7	186	27.2	67	9.8	21	3.1
Heroin	599	2	0.3	40	6.7	93	15.5	114	19.0	95	15.9	159	26.5	73	12.2	23	3.8
Marijuana	471	15	3.2	71	15.1	93	19.7	71	15.1	81	17.2	77	16.3	39	8.3	24	5.1
Methamphetamine	8,254	117	1.4	688	8.3	1,095	13.3	1,499	18.2	1,572	19.0	2,195	26.6	817	9.9	271	3.3
Fentanyl	3,987	123	3.1	635	15.9	832	20.9	809	20.3	568	14.2	727	18.2	212	5.3	81	2.0
Other	519	8	1.5	39	7.5	73	14.1	86	16.6	77	14.8	117	22.5	71	13.7	48	9.2

¹ Of the 61,678 cases, in 18,150 the individual was sentenced under USSG Chapter Two, Part D (Drugs). Of these, 18,029 individuals were sentenced under §§2D1.1 (Drug Trafficking), 2D1.2 (Protected Locations), 2D1.5 (Continuing Criminal Enterprise), 2D1.6 (Use of a Communication Facility), 2D1.8 (Rent/Manage Drug Establishment), 2D1.10 (Endangering Human Life While Manufacturing), or 2D1.14 (Narco-Terrorism). Descriptions of variables used in this table are provided in Appendix A.

SOURCE: U.S. Sentencing Commission, 2024 Datafile, USSCFY24.

Table D-5

CITIZENSHIP OF SENTENCED INDIVIDUALS IN DRUG TRAFFICKING CASES¹
Fiscal Year 2024

DRUG TYPE	TOTAL	U.S. CITIZEN		NON-U.S. CITIZEN	
		N	%	N	%
TOTAL	18,021	14,473	80.3	3,548	19.7
Powder Cocaine	3,512	2,181	62.1	1,331	37.9
Crack Cocaine	683	670	98.1	13	1.9
Heroin	599	451	75.3	148	24.7
Marijuana	471	347	73.7	124	26.3
Methamphetamine	8,251	6,993	84.8	1,258	15.2
Fentanyl	3,987	3,347	83.9	640	16.1
Other	518	484	93.4	34	6.6

¹ Of the 61,678 cases, in 18,150 the individual was sentenced under USSG Chapter Two, Part D (Drugs). Of these, 18,029 individuals were sentenced under §§2D1.1 (Drug Trafficking), 2D1.2 (Protected Locations), 2D1.5 (Continuing Criminal Enterprise), 2D1.6 (Use of a Communication Facility), 2D1.8 (Rent/Manage Drug Establishment), 2D1.10 (Endangering Human Life While Manufacturing), or 2D1.14 (Narco-Terrorism). Of these 18,029 cases, eight were excluded due to missing information on the individual's citizenship status. Descriptions of variables used in this table are provided in Appendix A.

SOURCE: U.S. Sentencing Commission, 2024 Datafile, USSCFY24.

Table D-6

EDUCATION OF SENTENCED INDIVIDUALS IN DRUG TRAFFICKING CASES¹
Fiscal Year 2024

DRUG TYPE	TOTAL	LESS THAN HIGH SCHOOL GRADUATE		HIGH SCHOOL GRADUATE		SOME COLLEGE		COLLEGE GRADUATE	
		N	%	N	%	N	%	N	%
TOTAL	17,985	6,183	34.4	7,364	40.9	3,746	20.8	692	3.8
Powder Cocaine	3,507	1,442	41.1	1,227	35.0	700	20.0	138	3.9
Crack Cocaine	682	236	34.6	325	47.7	114	16.7	7	1.0
Heroin	599	234	39.1	233	38.9	113	18.9	19	3.2
Marijuana	471	161	34.2	153	32.5	124	26.3	33	7.0
Methamphetamine	8,231	2,653	32.2	3,550	43.1	1,762	21.4	266	3.2
Fentanyl	3,978	1,376	34.6	1,699	42.7	792	19.9	111	2.8
Other	517	81	15.7	177	34.2	141	27.3	118	22.8

¹ Of the 61,678 cases, in 18,150 the individual was sentenced under USSG Chapter Two, Part D (Drugs). Of these, 18,029 individuals were sentenced under §§2D1.1 (Drug Trafficking), 2D1.2 (Protected Locations), 2D1.5 (Continuing Criminal Enterprise), 2D1.6 (Use of a Communication Facility), 2D1.8 (Rent/Manage Drug Establishment), 2D1.10 (Endangering Human Life While Manufacturing), or 2D1.14 (Narco-Terrorism). Of these 18,029 cases, 44 were excluded due to missing information on the individual's education. Descriptions of variables used in this table are provided in Appendix A.

SOURCE: U.S. Sentencing Commission, 2024 Datafile, USSCFY24.

Table D-7

CRIMINAL HISTORY CATEGORY OF SENTENCED INDIVIDUALS IN DRUG TRAFFICKING CASES¹
Fiscal Year 2024

DRUG TYPE	TOTAL	CRIMINAL HISTORY CATEGORY											
		I		II		III		IV		V		VI	
		N	%	N	%	N	%	N	%	N	%	N	%
TOTAL	18,029	8,186	45.4	2,449	13.6	2,487	13.8	1,271	7.0	1,073	6.0	2,563	14.2
Powder Cocaine	3,516	2,404	68.4	431	12.3	306	8.7	127	3.6	90	2.6	158	4.5
Crack Cocaine	683	157	23.0	104	15.2	120	17.6	73	10.7	55	8.1	174	25.5
Heroin	599	244	40.7	91	15.2	92	15.4	47	7.8	37	6.2	88	14.7
Marijuana	471	327	69.4	65	13.8	39	8.3	10	2.1	7	1.5	23	4.9
Methamphetamine	8,254	3,051	37.0	1,108	13.4	1,259	15.3	657	8.0	622	7.5	1,557	18.9
Fentanyl	3,987	1,696	42.5	591	14.8	612	15.3	332	8.3	238	6.0	518	13.0
Other	519	307	59.2	59	11.4	59	11.4	25	4.8	24	4.6	45	8.7

¹ Of the 61,678 cases, in 18,150 the individual was sentenced under USSG Chapter Two, Part D (Drugs). Of these, 18,029 individuals were sentenced under §§2D1.1 (Drug Trafficking), 2D1.2 (Protected Locations), 2D1.5 (Continuing Criminal Enterprise), 2D1.6 (Use of a Communication Facility), 2D1.8 (Rent/Manage Drug Establishment), 2D1.10 (Endangering Human Life While Manufacturing), or 2D1.14 (Narco-Terrorism). Descriptions of variables used in this table are provided in Appendix A.

SOURCE: U.S. Sentencing Commission, 2024 Datafile, USSCFY24.

Table D-8

WEAPON INVOLVEMENT IN DRUG TRAFFICKING CASES¹
Fiscal Year 2024

DRUG TYPE	TOTAL	NO WEAPON INVOLVED		WEAPON INVOLVED	
		N	%	N	%
TOTAL	17,752	12,491	70.4	5,261	29.6
Powder Cocaine	3,448	2,796	81.1	652	18.9
Crack Cocaine	674	348	51.6	326	48.4
Heroin	589	443	75.2	146	24.8
Marijuana	463	326	70.4	137	29.6
Methamphetamine	8,128	5,506	67.7	2,622	32.3
Fentanyl	3,942	2,667	67.7	1,275	32.3
Other	508	405	79.7	103	20.3

¹ Of the 61,678 cases, in 18,150 the individual was sentenced under USSG Chapter Two, Part D (Drugs). Of these, 18,029 individuals were sentenced under §§2D1.1 (Drug Trafficking), 2D1.2 (Protected Locations), 2D1.5 (Continuing Criminal Enterprise), 2D1.6 (Use of a Communication Facility), 2D1.8 (Rent/Manage Drug Establishment), 2D1.10 (Endangering Human Life While Manufacturing), or 2D1.14 (Narco-Terrorism). Of these, 17,752 cases contained complete guideline application information. Descriptions of variables used in this table are provided in Appendix A.

SOURCE: U.S. Sentencing Commission, 2024 Datafile, USSCFY24.

Table D-9

ROLE ADJUSTMENT IN DRUG TRAFFICKING CASES¹
Fiscal Year 2024

DRUG TYPE	TOTAL	No Role Adjustment		Mitigating Role Adjustment		Aggravating Role Adjustment	
		N	%	N	%	N	%
TOTAL	17,752	13,358	75.2	3,175	17.9	1,219	6.9
Powder Cocaine	3,448	2,504	72.6	629	18.2	315	9.1
Crack Cocaine	674	587	87.1	25	3.7	62	9.2
Heroin	589	428	72.7	99	16.8	62	10.5
Marijuana	463	367	79.3	57	12.3	39	8.4
Methamphetamine	8,128	6,085	74.9	1,562	19.2	481	5.9
Fentanyl	3,942	2,974	75.4	755	19.2	213	5.4
Other	508	413	81.3	48	9.4	47	9.3

¹ Of the 61,678 cases, in 18,150 the individual was sentenced under USSG Chapter Two, Part D (Drugs). Of these, 18,029 individuals were sentenced under §§2D1.1 (Drug Trafficking), 2D1.2 (Protected Locations), 2D1.5 (Continuing Criminal Enterprise), 2D1.6 (Use of a Communication Facility), 2D1.8 (Rent/Manage Drug Establishment), 2D1.10 (Endangering Human Life While Manufacturing), or 2D1.14 (Narco-Terrorism). Of these, 17,752 contained complete guideline application information. Descriptions of variables used in this table are provided in Appendix A.

SOURCE: U.S. Sentencing Commission, 2024 Datafile, USSCFY24.

Table D-10

**DRUG AMOUNTS (IN GRAMS) FOR SELECTED
BASE OFFENSE LEVELS AND DRUG TYPES¹
Fiscal Year 2024**

DRUG TYPE	Base Offense Level and Quantity Range			
	12	24	30	38
Powder Cocaine	Less than 50G	500G - 1,999G	5,000G - 14,999G	At least 450,000G
N	60	336	522	347
Mean	17.1	2,426.5	8,099.0	2,458,195.2
Median	12.8	986.0	7,008.0	633,000.0
Crack Cocaine	Less than 2.8G	28G - 111G	280G - 839G	At least 25,200G
N	15	67	33	0
Mean	1.6	58.4	661.6	--
Median	1.5	40.0	469.8	--
Heroin	Less than 10G	100G - 399G	1,000G - 2,999G	At least 90,000G
N	11	42	97	5
Mean	3.0	184.6	1,435.6	110,400.0
Median	3.5	161.5	1,096.0	90,000.0
Marijuana	5,000G - 9,999G	100,000G - 399,999G	1,000,000G - 2,999,999G	At least 90,000,000G
N	18	95	75	0
Mean	6,690.1	164,392.4	1,687,032.4	--
Median	6,175.7	136,840.0	1,542,000.0	--
Methamphetamine Mix	Less than 5G	50G - 199G	500G - 1,499G	At least 45,000G
N	9	227	254	80
Mean	113.6	95.2	780.4	92,252.4
Median	3.3	82.3	663.5	47,375.0
Methamphetamine Actual	Less than 0.5G	5G - 19G	50G - 149G	At least 4,500G
N	0	88	487	509
Mean	--	11.2	84.2	32,450.1
Median	--	10.3	73.2	10,000.0
Fentanyl²	Less than 4G	40G - 159G	400G - 1,199G	At least 36,000G
N	55	426	409	21
Mean	1.4	74.0	673.5	40,903.8
Median	1.0	59.7	587.5	36,000.0

¹ Of the 61,678 cases, in 17,771 the individual was sentenced under §2D1.1 (Drug Trafficking). Of these, 17,498 cases had complete guideline application information. Of these 17,498 cases, 13,057 involved powder cocaine, crack cocaine, heroin, marijuana, methamphetamine actual or mix or fentanyl n-phenyl. Of these 13,057 cases, 5,151 had a base offense level of 12, 24, 30, or 38. Of these 5,151 cases, 1,774 were excluded due to one or more of the following reasons: involvement of more than one drug type (1,712), missing drug amount (89), or logical criteria (4). The methamphetamine actual category also includes ICE. Descriptions of variables used in this table are provided in Appendix A.

² Does not include cases involving Fentanyl Analogue.

Table D-11

LENGTH OF MANDATORY MINIMUM PENALTIES IN DRUG TRAFFICKING CASES¹
Fiscal Year 2024

DRUG TYPE	TOTAL	No Drug Mandatory Minimum ²		Five-Year Drug Mandatory Minimum		Ten-Year or More Drug Mandatory Minimum ³	
		N	%	N	%	N	%
TOTAL	18,024	8,297	46.0	3,497	19.4	6,230	34.6
Powder Cocaine	3,516	1,317	37.5	784	22.3	1,415	40.2
Crack Cocaine	683	530	77.6	94	13.8	59	8.6
Heroin	599	289	48.2	138	23.0	172	28.7
Marijuana	471	283	60.1	129	27.4	59	12.5
Methamphetamine	8,249	3,202	38.8	1,464	17.7	3,583	43.4
Fentanyl	3,987	2,213	55.5	859	21.5	915	22.9
Other	519	463	89.2	29	5.6	27	5.2

¹ Of the 61,678 cases, in 18,150 the individual was sentenced under USSG Chapter Two, Part D (Drugs). Of these, 18,029 individuals were sentenced under §§2D1.1 (Drug Trafficking), 2D1.2 (Protected Locations), 2D1.5 (Continuing Criminal Enterprise), 2D1.6 (Use of a Communication Facility), 2D1.8 (Rent/Manage Drug Establishment), 2D1.10 (Endangering Human Life While Manufacturing), or 2D1.14 (Narco-Terrorism). Of the remaining cases, five were excluded because the individual was convicted of a mandatory minimum penalty from one of the following statutes: 21 U.S.C. § 860a or 21 U.S.C. § 865. Descriptions of variables used in this table are provided in Appendix A.

² Includes 126 sentenced individuals whose drug mandatory minimum penalty was less than 60 months.

³ Includes 315 sentenced individuals whose drug mandatory minimum penalty was greater than ten years.

SOURCE: U.S. Sentencing Commission, 2024 Datafile, USSCFY24.

Table D-12

APPLICATION OF RECIDIVIST PENALTIES IN DRUG TRAFFICKING CASES¹
Fiscal Year 2024

DRUG TYPE	ENHANCEMENT FILED	ENHANCEMENT WITHDRAWN²		ENHANCEMENT NOT WITHDRAWN	
	N	N	%	N	%
TOTAL	566	180	31.8	386	68.2
Powder Cocaine	86	26	30.2	60	69.8
Crack Cocaine	41	9	22.0	32	78.0
Heroin	21	11	52.4	10	47.6
Marijuana	13	3	23.1	10	76.9
Methamphetamine	280	97	34.6	183	65.4
Fentanyl	113	33	29.2	80	70.8
Other	12	1	8.3	11	91.7

¹ Of the 571 cases in which notice of an enhanced penalty was given under 21 U.S.C. § 851, five were excluded due to missing or undetermined withdrawal information. Descriptions of variables used in this table are provided in Appendix A.

² Includes eight cases in which the enhancement was not formally withdrawn but where the court determined that the enhancement did not apply at the time of sentencing.

SOURCE: U.S. Sentencing Commission, 2024 851 Datafile, DRUG851FY24.

Table D-13

**DRUG TRAFFICKING CASES RECEIVING SAFETY VALVE AND
MANDATORY MINIMUM PENALTIES^{1, 5}
Fiscal Year 2024**

DRUG TYPE	TOTAL	NO SAFETY VALVE				SAFETY VALVE			
		No Drug Mandatory Minimum ²		Drug Mandatory Minimum		No Drug Mandatory Minimum ³		Drug Mandatory Minimum ⁴	
		N	%	N	%	N	%	N	%
TOTAL	17,734	5,165	29.1	6,355	35.8	3,008	17.0	3,206	18.1
Powder Cocaine	3,446	826	24.0	982	28.5	471	13.7	1,167	33.9
Crack Cocaine	674	478	70.9	142	21.1	44	6.5	10	1.5
Heroin	589	186	31.6	199	33.8	99	16.8	105	17.8
Marijuana	462	183	39.6	78	16.9	92	19.9	109	23.6
Methamphetamine	8,127	1,850	22.8	3,611	44.4	1,308	16.1	1,358	16.7
Fentanyl	3,932	1,383	35.2	1,309	33.3	801	20.4	439	11.2
Other	504	259	51.4	34	6.7	193	38.3	18	3.6

¹ Of the 61,678 cases, in 18,150 the individual was sentenced under USSG Chapter Two, Part D (Drugs). Of these, 18,029 individuals were sentenced under §§2D1.1 (Drug Trafficking), 2D1.2 (Protected Locations), 2D1.5 (Continuing Criminal Enterprise), 2D1.6 (Use of a Communication Facility), 2D1.8 (Rent/Manage Drug Establishment), 2D1.10 (Endangering Human Life While Manufacturing), or 2D1.14 (Narco-Terrorism). Of these, 17,752 cases contained complete guideline application information. Of these 17,752 cases, 18 were excluded due to missing safety valve or mandatory minimum information. Descriptions of variables used in this table are provided in Appendix A.

² This column includes 43 cases where the court indicated a variance based on the expanded safety valve eligibility under the First Step Act, but the sentenced individual was not eligible to receive the guideline safety valve reduction.

³ For sentenced individuals with no drug mandatory minimum penalty, use of the term 'safety valve' on this table means that the court indicated that the two-level reduction at §2D1.1 applied because the individual met the criteria set forth at §5C1.2.

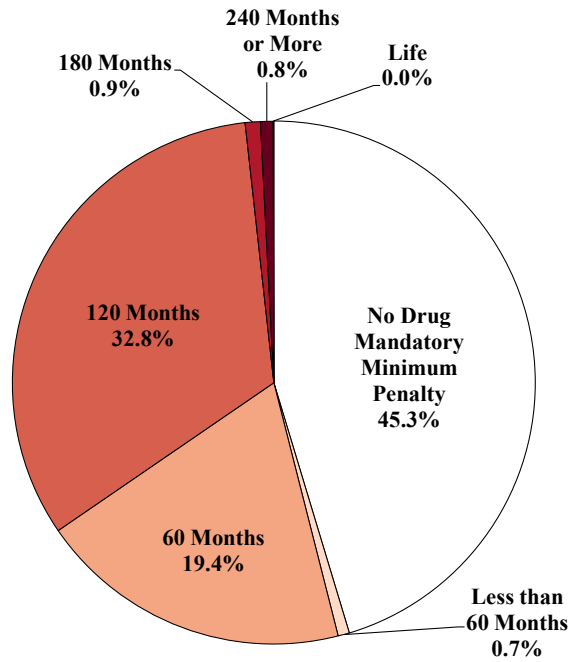
⁴ For sentenced individuals with a drug mandatory minimum penalty, use of the term 'safety valve' on this table means that the court sentenced the individual without regard to any applicable mandatory minimum penalty (in accordance with the 'safety valve' provision of 18 U.S.C. § 3553(f), incorporated into the guidelines at §5C1.2).

⁵ Effective November 1, 2012, the safety valve reduction was added to §2D1.11 (Unlawfully Distributing a Listed Chemical). There were no individuals sentenced under §2D1.11 as the primary sentencing guideline in which the 2012 or later *Guidelines Manual* was applied with complete guideline application information.

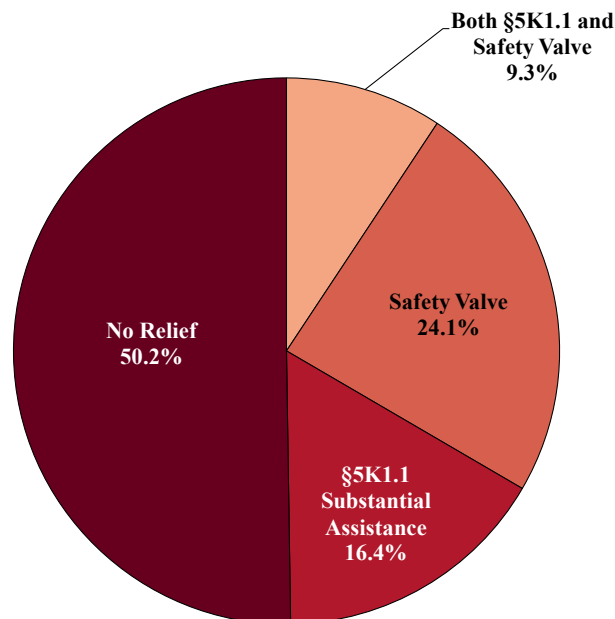
Figure D-2

MANDATORY MINIMUM PENALTIES IN DRUG TRAFFICKING CASES¹
Fiscal Year 2024

LENGTH OF MANDATORY MINIMUM PENALTIES



RELIEF FROM MANDATORY MINIMUM PENALTIES



¹ Of the 61,678 cases, in 18,150 the individual was sentenced under USSG Chapter Two, Part D (Drugs). Of these, 18,029 individuals were sentenced under §§2D1.1 (Drug Trafficking), 2D1.2 (Protected Locations), 2D1.5 (Continuing Criminal Enterprise), 2D1.6 (Use of a Communication Facility), 2D1.8 (Rent/Manage Drug Establishment), 2D1.10 (Endangering Human Life While Manufacturing), or 2D1.14 (Narco-Terrorism). Of these 18,029 cases, five were excluded because the sentenced individual was convicted of a mandatory minimum penalty from one of the following statutes: 21 U.S.C. § 860a or 21 U.S.C. § 865. Descriptions of variables used in this figure are provided in Appendix A.

Table D-14

SENTENCE IMPOSED RELATIVE TO THE GUIDELINE RANGE FOR DRUG TRAFFICKING CASES¹
Fiscal Year 2024

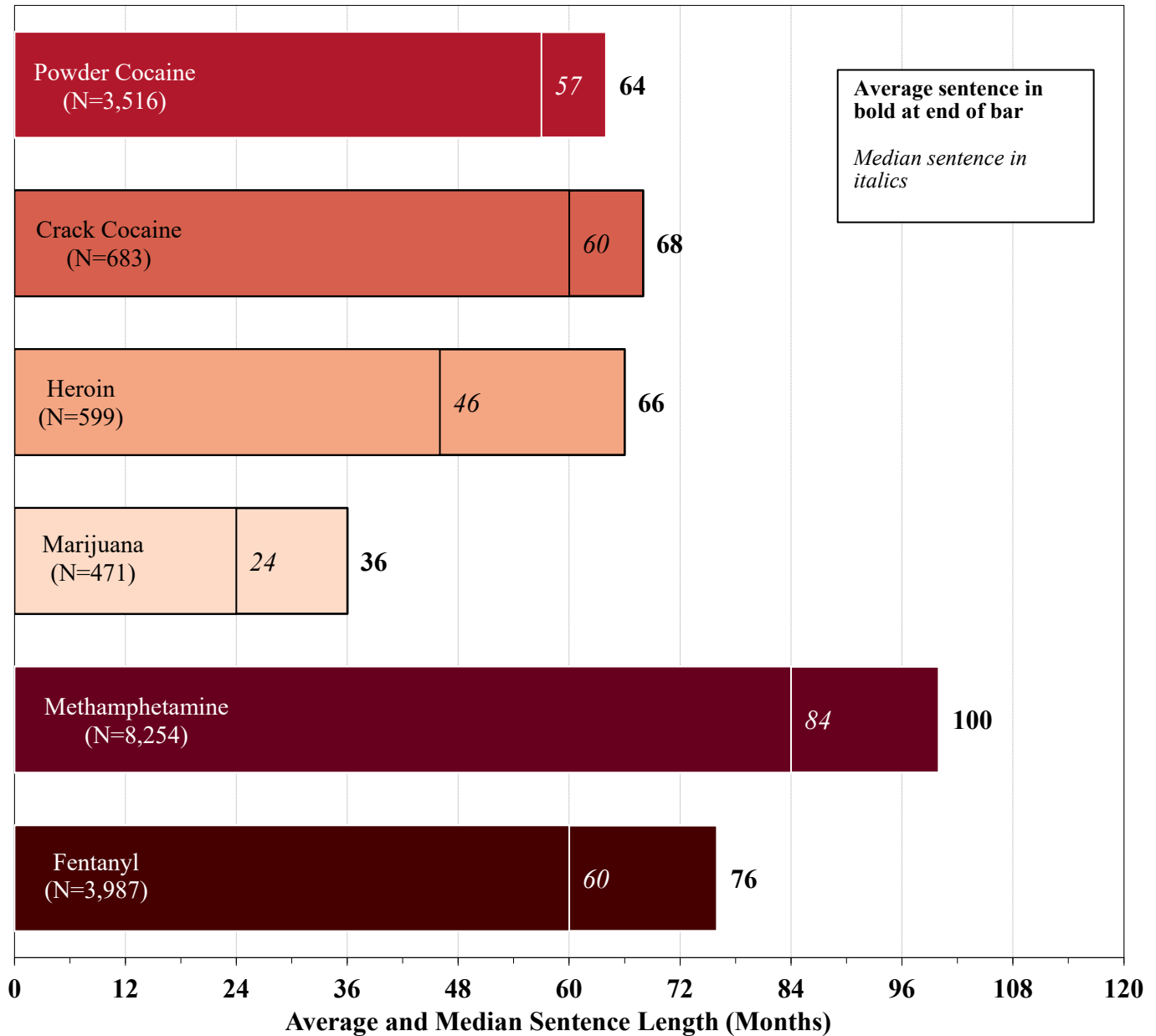
DRUG TYPE	TOTAL	WITHIN GUIDELINE RANGE		DEPARTURE								VARIANCE ²	
		N	%	UPWARD		§5K1.1		§5K3.1		DOWNWARD		N	%
TOTAL	18,025	5,151	28.6	65	0.4	3,692	20.5	945	5.2	735	4.1	7,437	41.3
Powder Cocaine	3,516	1,258	35.8	6	0.2	652	18.5	117	3.3	141	4.0	1,342	38.2
Crack Cocaine	683	142	20.8	5	0.7	90	13.2	2	0.3	30	4.4	414	60.6
Heroin	599	156	26.0	3	0.5	149	24.9	10	1.7	22	3.7	259	43.2
Marijuana	471	168	35.7	0	0.0	96	20.4	0	0.0	20	4.2	187	39.7
Methamphetamine	8,254	2,138	25.9	8	0.1	1,838	22.3	537	6.5	375	4.5	3,358	40.7
Fentanyl	3,985	1,158	29.1	42	1.1	729	18.3	275	6.9	135	3.4	1,646	41.3
Other	517	131	25.3	1	0.2	138	26.7	4	0.8	12	2.3	231	44.7

¹ Of the 61,678 cases, in 18,150 the individual was sentenced under USSG Chapter Two, Part D (Drugs). Of these, 18,029 individuals were sentenced under §§2D1.1 (Drug Trafficking), 2D1.2 (Protected Locations), 2D1.5 (Continuing Criminal Enterprise), 2D1.6 (Use of a Communication Facility), 2D1.8 (Rent/Manage Drug Establishment), 2D1.10 (Endangering Human Life While Manufacturing), or 2D1.14 (Narco-Terrorism). Of these 18,029 cases, four were excluded due to missing information from the submitted documents that prevented the comparison of the sentence and the guideline range. Descriptions of variables used in this table are provided in Appendix A.

² Of the 7,437 variance cases, in 68 cases the court cited First Step Act safety valve expansion as a reason for the sentence.

Figure D-3

**SENTENCE LENGTH IN DRUG TRAFFICKING CASES
BY MAJOR DRUG TYPE¹
Fiscal Year 2024**

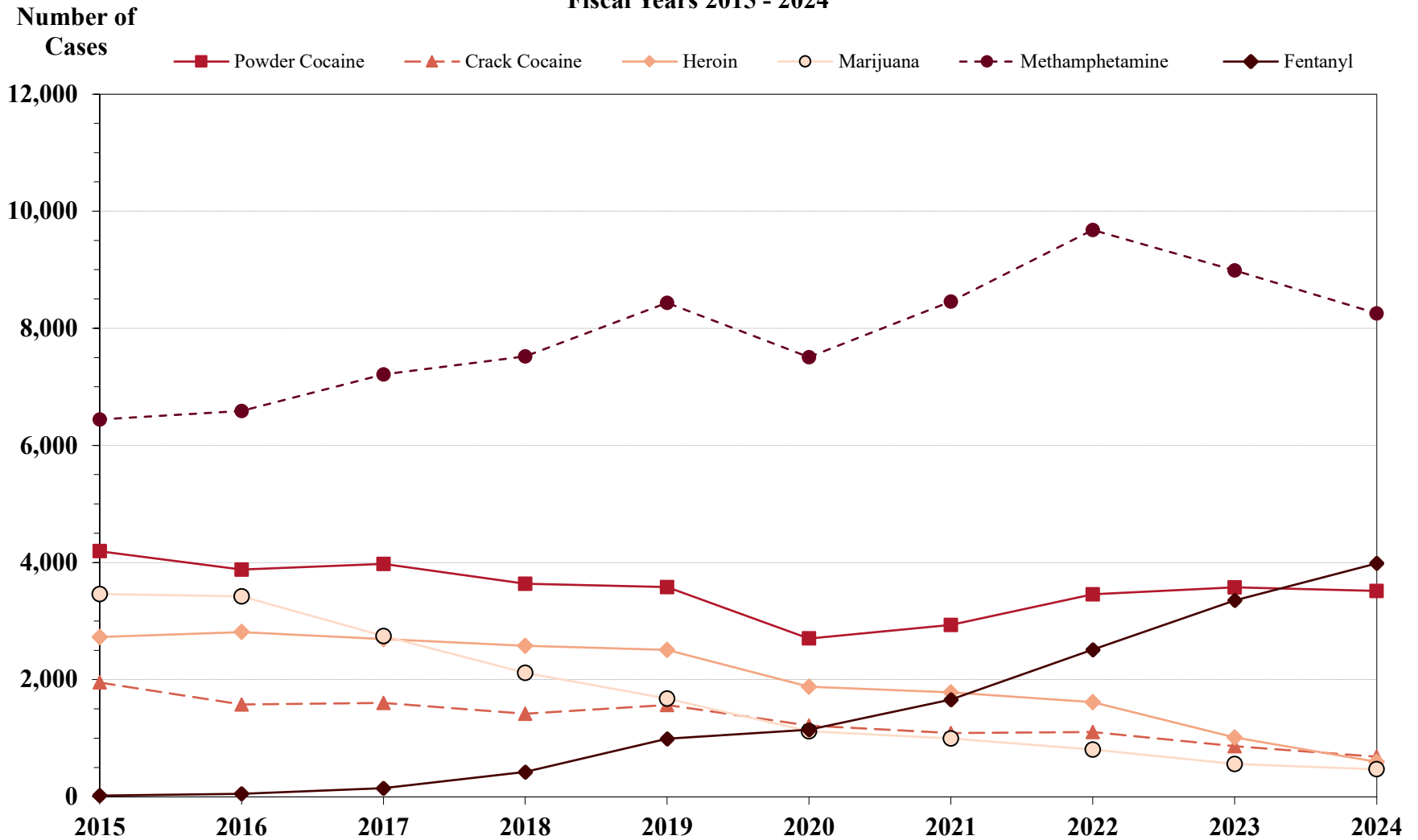


¹ Of the 61,678 cases, in 18,150 the individual was sentenced under USSG Chapter Two, Part D (Drugs). Of these, 18,029 individuals were sentenced under §§2D1.1 (Drug Trafficking), 2D1.2 (Protected Locations), 2D1.5 (Continuing Criminal Enterprise), 2D1.6 (Use of a Communication Facility), 2D1.8 (Rent/Manage Drug Establishment), 2D1.10 (Endangering Human Life While Manufacturing), or 2D1.14 (Narco-Terrorism). Sentences of 470 months or greater (including life) and probation were included in the sentence average computations as 470 months and zero months, respectively. The information in this figure includes conditions of confinement as described in USSG §5C1.1. Italicized numbers depict median values and the bolded numbers at the end of the bar indicate average values. Descriptions of variables used in this figure are provided in Appendix A.

SOURCE: U.S. Sentencing Commission, 2024 Datafile, USSCFY24.

Figure D-4

**NUMBER OF DRUG TRAFFICKING CASES
BY MAJOR DRUG TYPE OVER TIME¹**
Fiscal Years 2015 - 2024

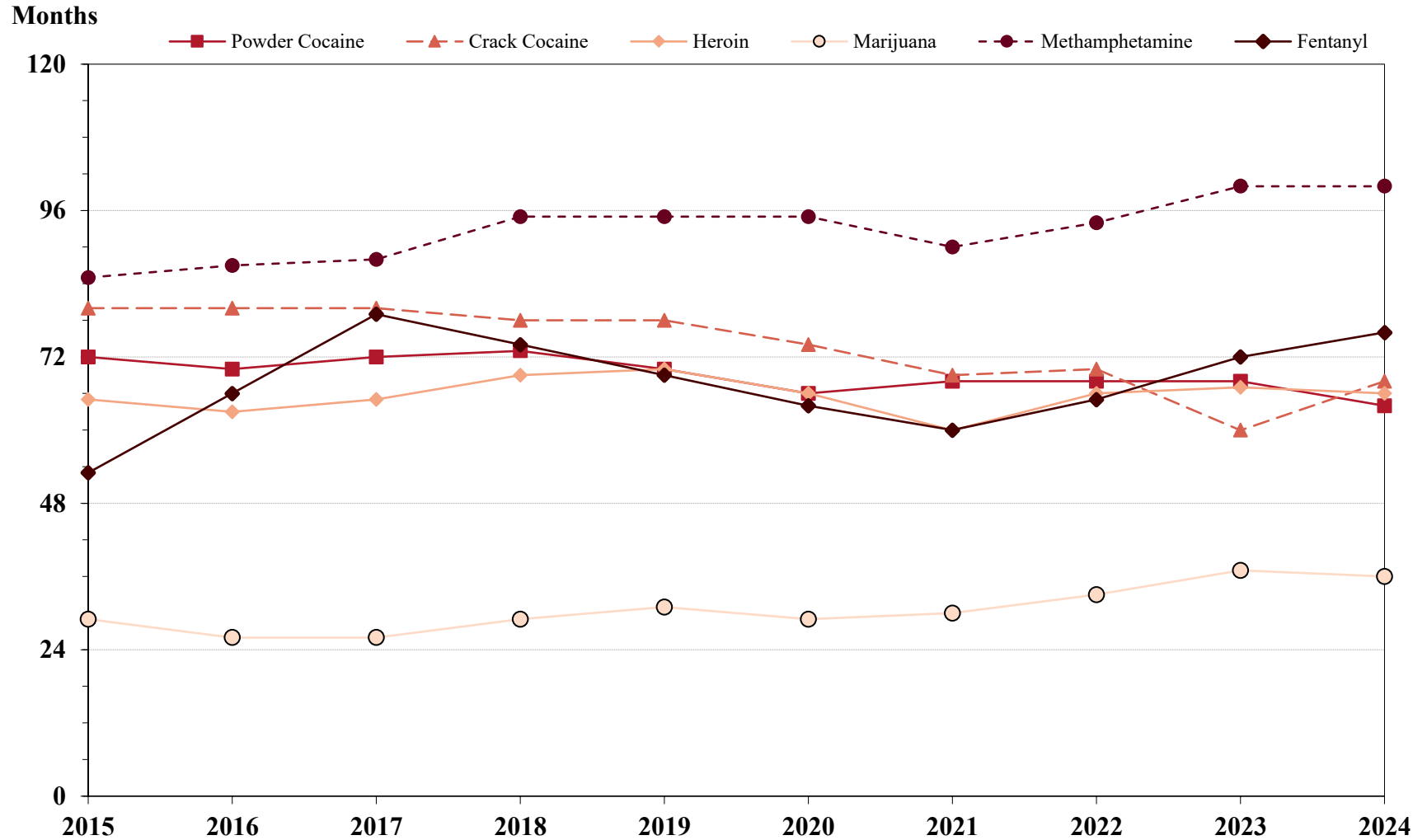


¹ Only individuals sentenced under §§2D1.1 (Drug Trafficking), 2D1.2 (Protected Locations), 2D1.5 (Continuing Criminal Enterprise), 2D1.6 (Use of a Communication Facility), 2D1.8 (Rent/Manage Drug Establishment), 2D1.10 (Endangering Human Life While Manufacturing), or 2D1.14 (Narco-Terrorism) are depicted in this figure. Additional cases were excluded due to missing information on drug type. Descriptions of variables used in this figure are provided in Appendix A.

SOURCE: U.S. Sentencing Commission, 2015 - 2024 Datafiles, USSCFY15 - USSCFY24.

Figure D-5

**SENTENCE LENGTH IN DRUG TRAFFICKING CASES
BY MAJOR DRUG TYPE OVER TIME¹**
Fiscal Years 2015 - 2024



¹ Only individuals sentenced under §§2D1.1 (Drug Trafficking), 2D1.2 (Protected Locations), 2D1.5 (Continuing Criminal Enterprise), 2D1.6 (Use of a Communication Facility), 2D1.8 (Rent/Manage Drug Establishment), 2D1.10 (Endangering Human Life While Manufacturing), or 2D1.14 (Narco-Terrorism) are depicted in this figure. Sentences of 470 months or greater (including life) and probation were included in the sentence average computations as 470 months and zero months, respectively. The information in this figure includes conditions of confinement as described in USSG §5C1.1. Cases missing drug type or sentencing information were also excluded. Descriptions of variables used in this figure are provided in Appendix A.

SOURCE: U.S. Sentencing Commission, 2015 - 2024 Datafiles, USSCFY15 - USSCFY24.